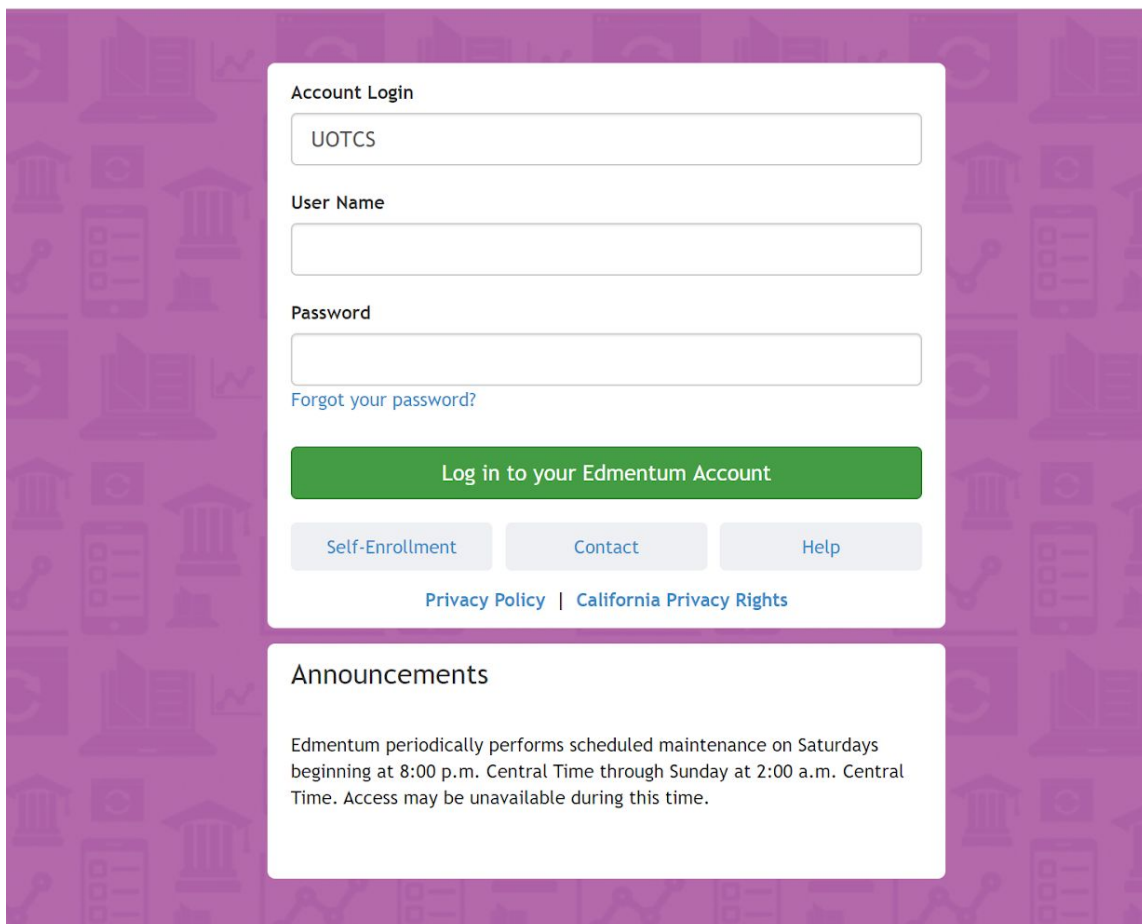


Support Documents

3 - 5

A screenshot of the Edmentum login page. The page has a purple background with a repeating pattern of educational icons. A white login form is centered on the page. The form includes fields for "Account Login" (containing "UOTCS"), "User Name", and "Password". Below the password field is a link for "Forgot your password?". A green button labeled "Log in to your Edmentum Account" is positioned below the form. At the bottom of the form are three buttons: "Self-Enrollment", "Contact", and "Help". Below the form are links for "Privacy Policy" and "California Privacy Rights". Below the form is an "Announcements" section with text about scheduled maintenance on Saturdays and Sundays.

Account Login

User Name

Password

[Forgot your password?](#)

Log in to your Edmentum Account

[Self-Enrollment](#) [Contact](#) [Help](#)

[Privacy Policy](#) | [California Privacy Rights](#)

Announcements

Edmentum periodically performs scheduled maintenance on Saturdays beginning at 8:00 p.m. Central Time through Sunday at 2:00 a.m. Central Time. Access may be unavailable during this time.



Keep Learning Going at Home

Get to know Edmentum Exact Path!

This year, we are using an online learning program from Edmentum called **Exact Path**. This exciting digital tool personalizes learning across **grades K–12 in reading, language arts, and math**. It starts by targeting each student's academic strengths and weaknesses with a computer-adaptive assessment, and then it prescribes a tailored playlist of lessons, practice, and short quizzes at their learning level. Students can earn rewards and monitor their own progress each step of the way. Your student will be using this program at school, but he or she can also continue learning at home.

Where can my student find his or her work?

Your student will primarily work within his or her unique **learning path**, which is based on assessment results for each available subject. Within a learning path, no more than four skills will ever display at once. Each skill could consist of a lesson, practice, and a quiz.

Outside of the learning path, a student might also receive additional **assignments** from a teacher. Each assignment will have a specified due date.

How will the learning path change as my student keeps working?

After completing each set of skills displayed in the learning path, a short Progress Check will be unlocked. This will assess a student's understanding of the skills he or she just learned and determine if additional review is needed or if the student is ready to move ahead. If the student does not master a skill, he or she will receive a prerequisite skill known as a Building Block to help shore up foundational concepts. Additionally, your student's teacher will be notified and will be able to intervene via offline instruction or choose to create a digital assignment the student can complete within Exact Path.

Where can my student see his or her progress?

The Rewards area tracks all progress and skill mastery the student has made in Exact Path.

- **Mastery Trophies:** Students must earn 80 percent or above on each skill within the Progress Check in order to earn a Trophy for that skill.
- **Challenge Badges:** Teachers can create personalized challenges for a single student or an entire class to motivate learning. These can include setting goals around how many skills students should master or how much time they should spend learning in the program.

Go to login.edmentum.com to log in and get started!



Welcome to Exact Path!

Dear Parent or Guardian,

Your student is embarking on a learning adventure with Exact Path! Exact Path supplements classroom lessons by delivering learning activities that are targeted to your child's specific skills. Each student has a unique, personalized experience with Exact Path. To learn more about how your student will use Exact Path, please review this overview.

Log In

Account Login

User Name (Plato Name)

Password

[Forgot your password?](#)

Log in to your Edmentum Account

[Privacy Policy](#) | [Self-Enrollment](#) | [Contact](#) | [Help](#)

Step 1: Go to <https://login.edmentum.com/>.

Step 2: Enter the Account Login, User Name, and Password that your teacher gives you.

Step 3: Click **Log in to your Edmentum Account**.

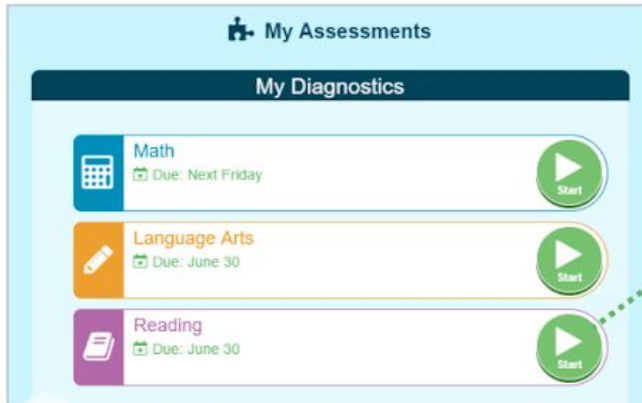
Here's what you will see when you log in to Exact Path. What you see might look a little different depending on what your teacher wants you to do.

Turn to the next page to learn what the numbers mean!



Exact Path

1 Assessments



An assessment is like a thermometer: it “takes your temperature” to see where you are in your learning adventure. If your teacher wants you to take an assessment, you will see the “My Assessments” page when you first log in.

Click the green arrow to start an assessment.

2 Learning Path

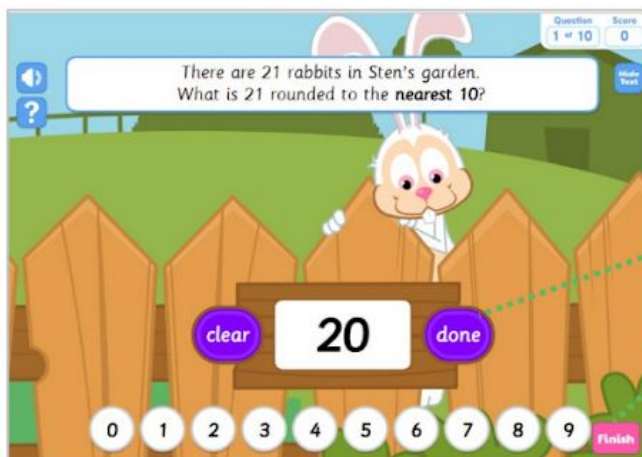


Every student’s Learning Path is different! After you finish the assessments, you will go here for lessons, practice, games, and quizzes.

Click here to move to other subjects in your Learning Path.

Click the green arrow to start a Learning Path activity.

The yellow highlight shows which activity you should do next.



The activities will look different. Here is what some of them look like.

Click **done** to enter your answer. Click **clear** to delete your answer.

Click the pink button to go back to your Learning Path.



Exact Path



Click the pink button to go back to your Learning Path.


This row of pictures tells you where you are in the lesson. Click a picture to go to that part of the lesson.

Click the single arrow to play the lesson. Click the double arrow to jump forward in the lesson.



Click the navy blue button to go back to your Learning Path.

A message appears. You can stay on your activity or go back to your Learning Path.



When you complete a set of activities, you move on to the next activity.

Complete all activities to unlock the progress check.



3 Reward Case



As you learn new things along your learning adventure, you earn trophies that appear here!

All the trophies you earn are here.

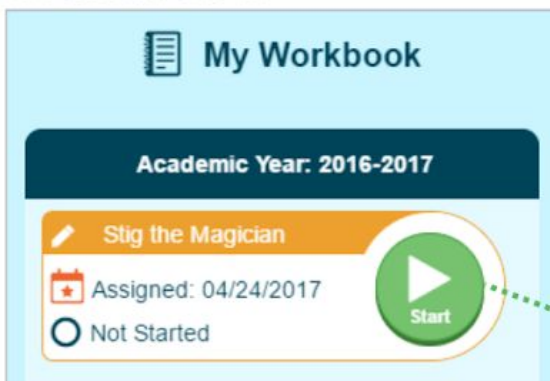
4 Assignments



If your teacher assigns work for you, you find it here. You will also see a "New Assignments" notification on your home page.

Click the green arrow to start an assignment.

5 Workbook

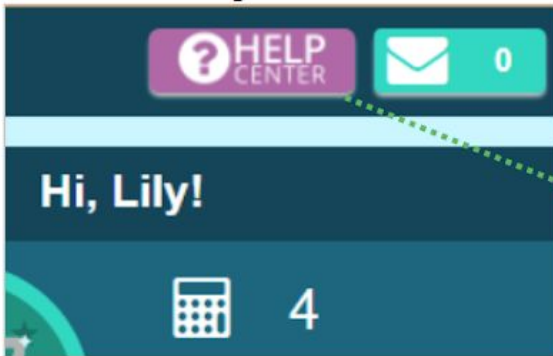


Your teacher might give you workbook assignments to do. The workbook gives you more practice with some subjects.

Click the green arrow to start a workbook activity.

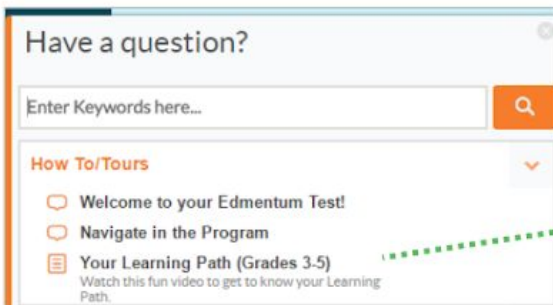


Need Help?



If you need help with Exact Path, ask your teacher first. But Exact Path has a Help Center you can use too.

Click here to go to the Help Center.



These videos tell you more about Exact Path.



Alex the fox and Maddy the panda give you a tour of Exact Path!

Dear Parent or Guardian,

If your student has problems using Exact Path at home, you can also contact Edmentum Customer Support at 800.477.5286 (7am – 6pm Central Standard Time) or support@edmentum.com.



Track Your Mastery Trophies in Exact Path!

Name: _____

Month: _____

Goal: _____

*Circle a subject for the goal. R = Reading, LA = Language Arts, M = Mathematics

*	Skill Name	Date Mastered	Trophy
R			
LA			
M			
R			
LA			
M			
R			
LA			
M			
R			
LA			
M			
R			
LA			
M			
R			
LA			
M			
R			
LA			
M			

*	Skill Name	Date Mastered	Trophy
R			
LA			
M			
R			
LA			
M			
R			
LA			
M			
R			
LA			
M			
R			
LA			
M			
R			
LA			
M			
R			
LA			
M			