

UNIVERSITY OF TEXAS
UNIVERSITY CHARTER SCHOOL

ANNUAL FINANCIAL REPORT

FOR THE YEAR ENDED AUGUST 31, 2013

By: **West, Davis & Company, LLP**
11824 Jollyville Road, Suite 100
Austin, Texas 78759
www.westdavis.com
Telephone: 512.340.0222
Email: gary@westdavis.com

University of Texas-University Charter School
Annual Financial Report
For The Year Ended August 31, 2013

TABLE OF CONTENTS

	Page	Exhibit
INTRODUCTORY SECTION		
Certificate of Board.....	1	
FINANCIAL SECTION		
Independent Auditors' Report.....	2	
Management's Discussion and Analysis (Required Supplementary Information).....	5	
<u>Basic Financial Statements</u>		
Government-wide Financial Statements:		
Statement of Net Position.....	11	A-1
Statement of Activities.....	12	B-1
Fund Financial Statements:		
Balance Sheet - Governmental Funds.....	13	C-1
Reconciliation of the Governmental Funds		
Balance Sheet to the Statement of Net Position.....	14	C-1R
Statement of Revenues, Expenditures, and Changes in Fund Balances - Governmental Funds.....	15	C-2
Reconciliation of the Statement of Revenues, Expenditures, and Changes in Fund Balances of Governmental Funds to the Statement of Activities.....	16	C-3
Notes to the Financial Statements	17	
<u>Required Supplementary Information:</u>		
Budgetary Comparison Schedules:		
General Fund.....	23	G-1
<u>Combining Statements and Budgetary Comparison Schedules as Supplementary Information:</u>		
Special Revenue Funds:		
Combining Balance Sheet - Nonmajor Special Revenue Funds.....	24	H-1
Combining Statement of Revenues, Expenditures and Changes in Fund Balances - Nonmajor Special Revenue Funds.....	26	H-2
Budgetary Comparison Schedule:		
Special Revenue Funds.....	28	H-3
OTHER SUPPLEMENTARY INFORMATION SECTION		
Schedule of Expenditures by Object Code - General and Special Revenue Funds.....	29	J-1
Report on Internal Control over Financial Reporting and on Compliance and Other Matters Based on an Audit of Financial Statements Performed in Accordance with <i>Government Auditing Standards</i>	30	
Report on Compliance for Each Major Program and on Internal Control over Compliance Required by OMB Circular A-133.....	32	
Schedule of Findings and Questioned Costs	34	
Schedule of Expenditures of Federal Awards	35	K-1
Notes to the Schedule of Expenditures of Federal Awards.....	36	

Introductory Section

CERTIFICATE OF BOARD


University of Texas-University Charter School
Name of School District

Travis
County

227-806
Co.-Dist. Number

We, the undersigned, certify that the attached annual financial reports of the above named charter school were reviewed and (check one) approved disapproved for the year ended August 31, 2013, at a meeting of the Advisory Board of such charter school on the 15 day of January, 2014.


Signature of Vice-Chairman


Signature of Board Member

If the Advisory Board disapproved of the auditors' report, the reason(s) for disapproving it is (are):
(attach list as necessary)

Financial Section

WEST, DAVIS & COMPANY, LLP
11824 Jollyville Road, Suite 100
Austin, Texas 78759

Independent Auditors' Report

To the Advisory Board
University of Texas-University Charter School
Austin, Texas

Report on the Financial Statements

We have audited the accompanying financial statements of the governmental activities, each major fund, and the aggregate remaining fund information of University of Texas-University Charter School ("the University of Texas-University Charter School") as of and for the year ended August 31, 2013, and the related notes to the financial statements, which collectively comprise the University of Texas-University Charter School's basic financial statements as listed in the table of contents.

Management's Responsibility for the Financial Statements

Management is responsible for the preparation and fair presentation of these financial statements in accordance with accounting principles generally accepted in the United States of America; this includes the design, implementation, and maintenance of internal control relevant to the preparation and fair presentation of financial statements that are free from material misstatement, whether due to fraud or error.

Auditors' Responsibility

Our responsibility is to express opinions on these financial statements based on our audit. We conducted our audit in accordance with auditing standards generally accepted in the United States of America and the standards applicable to financial audits contained in *Government Auditing Standards*, issued by the Comptroller General of the United States. Those standards require that we plan and perform the audit to obtain reasonable assurance about whether the financial statements are free of material misstatement.

An audit involves performing procedures to obtain audit evidence about the amounts and disclosures in the financial statements. The procedures selected depend on the auditor's judgment, including the assessment of the risks of material misstatement of the financial statements, whether due to fraud or error. In making those risk assessments, the auditor considers internal control relevant to the University of Texas-University Charter School's preparation and fair presentation of the financial statements in order to design audit procedures that are appropriate in the circumstances, but not for the purpose of expressing an opinion on the effectiveness of the University of Texas-University Charter School's internal control. Accordingly, we express no such opinion. An audit also includes evaluating the appropriateness of accounting policies used and the reasonableness of significant accounting estimates made by management, as well as evaluating the overall presentation of the financial statements.

We believe that the audit evidence we have obtained is sufficient and appropriate to provide a basis for our audit opinions.

Opinions

In our opinion, the financial statements referred to above present fairly, in all material respects, the respective financial position of the governmental activities, each major fund, and the aggregate remaining fund information of University of Texas-University Charter School as of August 31, 2013, and the respective changes in financial position, for the year then ended in accordance with accounting principles generally accepted in the United States of America.

Emphasis of Matter

As described in Note A to the financial statements, in 2013, University of Texas-University Charter School adopted new accounting guidance, Government Accounting Standards Board Statement No. 63, *Financial Reporting of Deferred Outflows of Resources, Deferred Inflows of Resources, and Net Position*. Our opinion is not modified with respect to this matter.

Other Matters

Required Supplementary Information

Accounting principles generally accepted in the United States of America require that the Management's Discussion and Analysis and budgetary comparison information identified as Required Supplementary Information in the table of contents be presented to supplement the basic financial statements. Such information, although not a part of the basic financial statements, is required by the Governmental Accounting Standards Board, who considers it to be an essential part of financial reporting for placing the basic financial statements in an appropriate operational, economic, or historical context. We have applied certain limited procedures to the Required Supplementary Information in accordance with auditing standards generally accepted in the United States of America, which consisted of inquiries of management about the methods of preparing the information and comparing the information for consistency with management's responses to our inquiries, the basic financial statements, and other knowledge we obtained during our audit of the basic financial statements. We do not express an opinion or provide any assurance on the information because the limited procedures do not provide us with sufficient evidence to express an opinion or provide any assurance.

Other Information

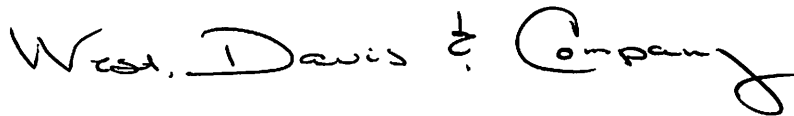
Our audit was conducted for the purpose of forming opinions on the financial statements that collectively comprise the University of Texas-University Charter School's basic financial statements. The introductory section and combining and individual nonmajor fund financial statements are presented for purposes of additional analysis and are not required parts of the basic financial statements. The schedule of expenditures of federal awards is presented for purposes of additional analysis as required by U. S. Office of Management and Budget Circular A-133, *Audits of States, Local Governments, and Non-Profit Organizations*, and is also not a required part of the basic financial statements. The accompanying other supplementary information is presented for purposes of additional analysis and is also not a required part of the basic financial statements.

The combining and individual nonmajor fund financial statements and other supplementary information and the schedule of expenditures of federal awards are the responsibility of management and were derived from and relate directly to the underlying accounting and other records used to prepare the basic financial statements. Such information has been subjected to the auditing procedures applied in the audit of the basic financial statements and certain additional procedures, including comparing and reconciling such information directly to the underlying accounting and other records used to prepare the basic financial statements or to the basic financial statements themselves, and other additional procedures in accordance with auditing standards generally accepted in the United States of America. In our opinion, the combining and individual nonmajor fund financial statements and other supplementary information and the schedule of expenditures of federal awards are fairly stated in all material respects in relation to the basic financial statements as a whole.

The introductory section has not been subjected to the auditing procedures applied in the audit of the basic financial statements and, accordingly, we do not express an opinion or provide any assurance on it.

Other Reporting Required by *Government Auditing Standards*

In accordance with *Government Auditing Standards*, we have also issued our report dated January 8, 2014 on our consideration of University of Texas-University Charter School's internal control over financial reporting and on our tests of its compliance with certain provisions of laws, regulations, contracts, and grant agreements and other matters. The purpose of that report is to describe the scope of our testing of internal control over financial reporting and compliance and the results of that testing, and not to provide an opinion on internal control over financial reporting or on compliance. That report is an integral part of an audit performed in accordance with *Government Auditing Standards* in considering University of Texas-University Charter School's internal control over financial reporting and compliance.

A handwritten signature in black ink that reads "West, Davis & Company". The signature is written in a cursive, flowing style.

West, Davis & Company, LLP
Austin, Texas
January 8, 2014

University of Texas-University Charter School

MANAGEMENT'S DISCUSSION AND ANALYSIS

MANAGEMENT'S DISCUSSION AND ANALYSIS

This section of the Annual Financial and Compliance Report presents management's discussion and analysis of University of Texas-University Charter School's (UT-UCS) financial performance for the fiscal year ended August 31, 2013. This section of the report should be read in conjunction with the independent auditors' report on page 2, and UT-UCS's financial statements, which begin on page 11.

FINANCIAL HIGHLIGHTS

- UT-UCS's net position of \$3.0 million decreased by \$618 thousand as a result of this year's operations.
- During the year, UT-UCS had operating expenses totaling \$13.2 million.

OVERVIEW OF THE FINANCIAL STATEMENTS

UT-UCS is considered a governmental organization for accounting, financial reporting, and auditing purposes. Organizations other than public corporations and bodies corporate and politic are classified as governmental organizations if they have one or more of the following characteristics:

- Popular election of officers or appointment (or approval) of a controlling majority of the members of the organization's governing body by officials of one or more state or local governments;
- The potential for unilateral dissolution by a government with the net position reverting to a government; or
- The power to enact and enforce a tax levy.

UT-UCS has the potential for unilateral dissolution by The University of Texas at Austin or the Texas Education Agency. Therefore, UT-UCS exhibits one of the characteristics and is considered to be a governmental organization for accounting, financial reporting, and auditing purposes.

This annual report consists of a series of financial statements. The government-wide financial statements include the Statement of Net Position and the Statement of Activities on pages 11 through 12. These provide information about the activities of UT-UCS as a whole and present a longer-term view of UT-UCS's property and debt obligations and other financial matters. They reflect the flow of total economic resources in a manner similar to the financial reports of a business enterprise.

Fund financial statements, starting on page 13, report UT-UCS's operations in more detail than the government-wide statements by providing information about UT-UCS's most significant funds. For governmental activities, these statements tell how services were financed in the short term as well as what resources remain for future spending. They reflect the flow of current financial resources, and supply the basis for the budget.

The notes to the financial statements starting on page 17 provide narrative explanations or additional data needed for full disclosure in the government-wide statements or the fund financial statements.

The section labeled Other Supplementary Information Section contains data used by monitoring or regulatory agencies for assurance that UT-UCS is using funds supplied in compliance with the terms of grants.

This report consists of three parts – *management's discussion and analysis* (this section), *independent auditor's opinion*, and *basic financial statements*.

The basic financial statements include:

- Statement of Net Position includes all of UT-UCS's assets and liabilities. The difference between UT-UCS's assets and liabilities is its net assets. Net position is presented in two components – unrestricted and restricted.
- Statement of Activities reports all of UT-UCS's revenues and expenses. The statement measures the results of UT-UCS's operations.
- Fund financial statements report UT-UCS's operations in more detail.
- The Notes to the Financial Statements present information essential for fair presentation of the financial statements that is not displayed on the face of the financial statements. The notes are an integral part of the basic financial statements.

FINANCIAL ANALYSIS OF UT-UCS

Reporting UT-UCS as a Whole

The Statement of Net Position and the Statement of Activities

The analysis of UT-UCS's overall financial condition and operations begins on page 11. Its primary purpose is to show whether UT-UCS is better off or worse off as a result of the year's activities. The Statement of Net Position includes all UT-UCS's assets and liabilities at the end of the year while the Statement of Activities includes all the revenues and expenses generated by UT-UCS's operations during the year. These apply the accrual basis of accounting which is the basis used by private sector companies.

All of the current year's revenues and expenses are taken into account regardless of when cash is received or paid. UT-UCS's revenues are divided into those provided by outside parties who share the costs of some programs, such as grants provided by the U.S. Department of Education to assist children with disabilities and/or from disadvantaged backgrounds (program revenues), and revenues provided by TEA in equalization funding processes (general revenues). All UT-UCS's assets are reported whether they serve the current year or future years. Liabilities are considered regardless of whether they must be paid in the current or future years (such as workers' compensation claims).

These two statements report UT-UCS's net position and changes in it. UT-UCS's net position (the difference between assets and liabilities) provide one measure of UT-UCS's financial health, or financial position. Over time, increases or decreases in UT-UCS's net position is one indicator of whether its financial health is improving or deteriorating. To fully assess the overall health of UT-UCS, however, you should consider non-financial factors as well, such as changes in UT-UCS's average daily attendance.

In the Statement of Net Position and the Statement of Activities, we divide UT-UCS into two kinds of activities:

- **Governmental activities**—Most of UT-UCS's basic services are reported here, including the instruction, counseling, co-curricular activities, food services, transportation, maintenance, community services, and general administration. State and federal grants finance most of these activities.
- **Business-type activities**—UT-UCS charges a fee to “customers” to help it cover all or most of the cost of services it provides in the child care programs. UT-UCS has no such business-type activities.

Reporting UT-UCS's Most Significant Funds

Fund Financial Statements

The fund financial statements begin on page 13 and provide detailed information about the most significant funds—not UT-UCS as a whole. Laws and contracts require UT-UCS to establish some funds. UT-UCS's administration establishes many other funds to help it control and manage money for particular purposes. UT-UCS has only one kind of fund—governmental.

- **Governmental funds**—UT-UCS's basic services are reported in governmental funds. These use modified accrual accounting (a method that measures the receipt and disbursement of cash and all other financial assets that can be readily converted to cash) and report balances that are available for future spending. The governmental fund statements provide a detailed short-term view of UT-UCS's general operations and the basic services it provides. We describe the differences between governmental activities (reported in the Statement of Net Position and the Statement of Activities) and governmental funds in reconciliation schedules following each of the fund financial statements.

GOVERNMENT-WIDE FINANCIAL ANALYSIS

Our analysis focuses on the net position (Table I) and changes in net position (Table II) of UT-UCS's governmental activities.

Net position of UT-UCS's governmental activities decreased from \$3.7million to \$3.0 million. Unrestricted net position – the part of the net position that can be used to finance day-to-day operations without constraints established by debt covenants, enabling legislation, or other legal requirements – were \$3.0 million at August 31, 2013. This decrease in governmental net position was the result of \$1.7 million decrease in operating expenses while revenue decreased by \$0.6 million.

Total government-wide revenues decreased from \$13.3 million to \$12.6 million or 5%. Total government-wide expenses decreased from \$15 million to \$13.2 million or 12%.

Table I
University of Texas-University Charter School

NET POSITION
in thousands

	Governmental Activities	
	2013	2012
Current and other assets	3,096	3,726
Capital assets	-	-
Total assets	<u>3,096</u>	<u>3,726</u>
Other liabilities	62	74
Total liabilities	<u>62</u>	<u>74</u>
 Total net position	 <u>3,034</u>	 <u>3,652</u>

Table II
University of Texas - University Charter School

CHANGES IN NET POSITION
in thousands

	Governmental Activities	
	2013	2012
Grants and Contributions:		
Operating Grants and Contributions	1,643	2,030
Not Restricted	10,982	11,279
Total Grants and Contributions	<u>12,625</u>	<u>13,309</u>
Operating Expenses:		
Instructional	8,077	9,491
Instructional and School Leadership	1,342	1,338
Student Support Services	931	1,120
Cocurricular/Extracurricular	2	2
General Administration	2,116	2,184
Plant Maintenance & Operation	445	443
Data Processing	330	370
Community Services	-	-
Total Operating Expenses	<u>13,243</u>	<u>14,948</u>
Increase (decrease) in net assets before transfers	(618)	(1,639)
Net position at Beginning	<u>3,652</u>	<u>5,291</u>
Net position at Ending	<u>3,034</u>	<u>3,652</u>

ECONOMIC FACTORS AND NEXT YEAR'S BUDGETS

Looking Beyond 2012-2013

As a result of Residential Facility Monitoring, TEA mandated that UT-UCS begin a restructuring process that adjusts the roles of teachers in the classroom. In order for UT-UCS to comply with this, seven additional special education teacher positions were created for the 2009-2010 school year. Each campus implemented a plan for providing special education services on that particular campus. The results of this programmatic change were evaluated and adjustments were made for the 2010-2011 school year.

In addition to the above-mentioned change, the district continued to experience a reduction in enrollment of students who were eligible for special education services and a subsequent reduction in revenues. This trend paralleled the trend in public education as a whole, but the percent of eligible students served by UT-UCS remained significantly higher than the percent of students served in most public school districts (53.5% to 9.0% in 2009-2010, 45.1% to 8.8% in 2010-2011, 41.8% to 8.6% in 2011-2012, and 41.4% to 8.5% in 2012-2013). Because of changes in the populations served by partner facilities, it was unknown whether or not this trend would continue and the district retained qualified, district trained staff to avoid a potential inability to adequately staff and provide needed services.

In late Spring 2012, each campus and the District as a whole evaluated the effectiveness of each campus's program provision and staffing plan and adjusted accordingly for the 2012-2013 school year in an effort to provide the most cost-efficient and beneficial services. However, continued fluctuations in the enrollment of students who are eligible for special education services and the enrollment of students with unique, severe needs requires ongoing monitoring and adjustment of staffing and resource allocation to ensure that each student receives a Free and Appropriate Education (FAPE) as prescribed by the federal law governing the provision of special education services (IDEA). This may result in additional costs for providing quality, effective special education services.

In 2013-2014, UT-UCS will continue to invest in a technology plan to ensure that the most relevant and current hardware and software is being used throughout the district. Before or during the early part of the 2011-2012 school year, all classrooms were outfitted with technology to enhance the instructional program and curriculum. All technology, including computers, is on a replacement schedule that is reasonable and cost efficient.

In the past six years, UT-UCS has invested heavily in professional development, particularly for teachers and other instructional support and administrative staff in an effort to ensure that instruction is based on scientific research and best practices. This training was reduced for 2012-2013 and it is anticipated that it will continue to be reduced. Campus and district administration will strive to minimize the impact on efforts to improve instruction.

UT-UCS will continue to monitor expenses related to the transition of teachers to UT-UCS employment and will make adjustments accordingly in future budgets. This may include a designated fund balance to cover future liabilities for retiree benefits.

UT-UCS has two probable conditions that could affect the funding that is available for campus staffing. The first is a reduction in revenue which could be due to one or more factors including a change in population or a reduction in state or federal funding allocations. The second condition is the continuance of fixed costs relative to each campus and the district as a whole. Individually or together, these two conditions may impact the funding available for staffing on one or more campuses to a level such that the staffing for a campus is neither safe nor capable of performing at the requisite level of quality. The behavioral and educational needs of the populations of students served at UT-UCS campuses requires a student to teacher and staff ratio that is significantly lower than most educational settings. The type and intensity of educational services needed for these students may not be feasible without adequate staff.

If this reduction in available funding for staffing reaches the referenced level, then UT-UCS will be required to close the impacted campus or campuses.

District staff will continue to monitor staffing and enrollment trends in order to make appropriate adjustments in future budgets.

CONTACTING UT-UCS'S FINANCIAL MANAGEMENT

This financial report is designed to provide a general overview of UT-UCS's finances and to show UT-UCS's accountability for the money it receives. If you have questions about this report or need additional financial information, contact UT-UCS's business office at University of Texas-University Charter School, The University of Texas at Austin, Continuing and Innovative Education, P.O. Box 7667, Austin, Texas 78713.

Basic Financial Statements

UNIVERSITY OF TEXAS-UNIVERSITY CHARTER SCHOOL

STATEMENT OF NET POSITION

AUGUST 31, 2013

Data Control Codes	1	Governmental Activities
ASSETS:		
1110	<i>Cash and Cash Equivalents</i>	\$ 2,964,623
1240	<i>Due from Other Governments</i>	131,093
1260	<i>Internal Balances</i>	--
1000	Total Assets	<u>3,095,716</u>
LIABILITIES:		
2110	<i>Accounts Payable</i>	61,565
2000	Total Liabilities	<u>61,565</u>
NET POSITION		
3900	Unrestricted	3,034,151
3000	Total Net Position	<u>\$ 3,034,151</u>

The accompanying notes are an integral part of this statement.

UNIVERSITY OF TEXAS-UNIVERSITY CHARTER SCHOOL

STATEMENT OF ACTIVITIES

FOR THE YEAR ENDED AUGUST 31, 2013

Data Control Codes	1 Expenses	4 Program Revenues Operating Grants and Contributions	Net (Expense) Revenue and Changes in Net Position Governmental Activities
	Governmental Activities:		
11	\$ 6,791,632	\$ 242,746	\$ (6,548,886)
12	295	--	(295)
13	1,284,706	1,005,299	(279,407)
21	99,910	60,269	(39,641)
23	1,241,967	193	(1,241,774)
31	929,053	333,588	(595,465)
32	1,043	1,041	(2)
33	1,375	--	(1,375)
36	2,459	--	(2,459)
41	2,115,961	--	(2,115,961)
51	444,580	--	(444,580)
53	329,869	--	(329,869)
TG	<u>13,242,850</u>	<u>1,643,136</u>	<u>(11,599,714)</u>
TP	<u>\$ 13,242,850</u>	<u>\$ 1,643,136</u>	<u>(11,599,714)</u>
	General Revenues:		
GC			10,812,270
MI			169,811
TR			<u>10,982,081</u>
CN			(617,633)
NB			3,651,784
NE			<u>\$ 3,034,151</u>

The accompanying notes are an integral part of this statement.

UNIVERSITY OF TEXAS-UNIVERSITY CHARTER SCHOOL

BALANCE SHEET - GOVERNMENTAL FUNDS

AUGUST 31, 2013

Data Control Codes	10 General Fund	IDEA-B Formula	Other Governmental Funds	98 Total Governmental Funds	
ASSETS:					
1110	Cash and Cash Equivalents	\$ 3,047,582	\$ (5,504)	\$ (77,455)	\$ 2,964,623
1240	Due from Other Governments	--	40,747	90,346	131,093
1260	Due from Other Funds	--	--	--	--
1000	Total Assets	<u>3,047,582</u>	<u>35,243</u>	<u>12,891</u>	<u>3,095,716</u>
LIABILITIES:					
Current Liabilities:					
2110	Accounts Payable	\$ 21,467	\$ 35,243	\$ 4,855	\$ 61,565
2000	Total Liabilities	<u>21,467</u>	<u>35,243</u>	<u>4,855</u>	<u>61,565</u>
FUND BALANCES:					
Restricted Fund Balances:					
3450	Federal/State Funds Grant Restrictions	--	--	--	--
3490	Other Restrictions of Fund Balance	--	--	8,036	8,036
Committed Fund Balances:					
3545	Other Committed Fund Balance	3,308	--	--	3,308
3600	Unassigned	3,022,807	--	--	3,022,807
3000	Total Fund Balances	<u>3,026,115</u>	<u>--</u>	<u>8,036</u>	<u>3,034,151</u>
4000	Total Liabilities and Fund Balances	<u>\$ 3,047,582</u>	<u>\$ 35,243</u>	<u>\$ 12,891</u>	<u>\$ 3,095,716</u>

The accompanying notes are an integral part of this statement.

UNIVERSITY OF TEXAS-UNIVERSITY CHARTER SCHOOL
*RECONCILIATION OF THE GOVERNMENTAL FUNDS BALANCE SHEET
TO THE STATEMENT OF NET POSITION
AUGUST 31, 2013*

Total fund balances - governmental funds balance sheet	\$ 3,034,151
Amounts reported for governmental activities in the Statement of Net Position are different because:	
Net position of governmental activities - Statement of Net Position	<u>\$ 3,034,151</u>

The accompanying notes are an integral part of this statement.

UNIVERSITY OF TEXAS-UNIVERSITY CHARTER SCHOOL

STATEMENT OF REVENUES, EXPENDITURES, AND CHANGES

IN FUND BALANCES - GOVERNMENTAL FUNDS

FOR THE YEAR ENDED AUGUST 31, 2013

Data Control Codes	10 General Fund	IDEA-B Formula	Other Governmental Funds	98 Total Governmental Funds
REVENUES:				
5700 <i>Local and Intermediate Sources</i>	\$ 161,431	\$ --	\$ 8,380	\$ 169,811
5800 <i>State Program Revenues</i>	10,769,706	--	42,564	10,812,270
5900 <i>Federal Program Revenues</i>	--	502,106	1,141,030	1,643,136
5020 Total Revenues	<u>10,931,137</u>	<u>502,106</u>	<u>1,191,974</u>	<u>12,625,217</u>
EXPENDITURES:				
Current:				
0011 <i>Instruction</i>	6,505,774	170,986	114,872	6,791,632
0012 <i>Instructional Resources and Media Services</i>	295	--	--	295
0013 <i>Curriculum and Staff Development</i>	279,608	196,889	808,209	1,284,706
0021 <i>Instructional Leadership</i>	39,645	400	59,865	99,910
0023 <i>School Leadership</i>	1,241,774	--	193	1,241,967
0031 <i>Guidance, Counseling, & Evaluation Services</i>	595,466	132,788	200,799	929,053
0032 <i>Social Work Services</i>	--	1,043	--	1,043
0033 <i>Health Services</i>	1,375	--	--	1,375
0036 <i>Cocurricular/Extracurricular Activities</i>	2,459	--	--	2,459
0041 <i>General Administration</i>	2,115,961	--	--	2,115,961
0051 <i>Facilities Maintenance and Operations</i>	444,580	--	--	444,580
0053 <i>Data Processing Services</i>	329,869	--	--	329,869
6030 Total Expenditures	<u>11,556,806</u>	<u>502,106</u>	<u>1,183,938</u>	<u>13,242,850</u>
1100 Excess (Deficiency) of Revenues Over (Under)				
1100 Expenditures	(625,669)	--	8,036	(617,633)
1200 Net Change in Fund Balances	(625,669)	--	8,036	(617,633)
0100 Fund Balances - Beginning	3,651,784	--	--	3,651,784
3000 Fund Balances - Ending	<u>\$ 3,026,115</u>	<u>\$ --</u>	<u>\$ 8,036</u>	<u>\$ 3,034,151</u>

The accompanying notes are an integral part of this statement.

UNIVERSITY OF TEXAS-UNIVERSITY CHARTER SCHOOL
*RECONCILIATION OF THE STATEMENT OF REVENUES, EXPENDITURES,
AND CHANGES IN FUND BALANCES OF GOVERNMENTAL FUNDS
TO THE STATEMENT OF ACTIVITIES
FOR THE YEAR ENDED AUGUST 31, 2013*

Net change in fund balances - total governmental funds	\$ (617,633)
Amounts reported for governmental activities in the Statement of Activities are different because:	
	<hr/>
Change in net position of governmental activities - Statement of Activities	\$ <u>(617,633)</u>

The accompanying notes are an integral part of this statement.

UNIVERSITY OF TEXAS-UNIVERSITY CHARTER SCHOOL

NOTES TO THE FINANCIAL STATEMENTS

FOR THE YEAR ENDED AUGUST 31, 2013

A. Summary of Significant Accounting Policies

The basic financial statements of University of Texas-University Charter School (the "School") have been prepared in conformity with accounting principles generally accepted in the United States of America ("GAAP") applicable to governmental units in conjunction with the Texas Education Agency's Financial Accountability System Resource Guide ("Resource Guide"). The Governmental Accounting Standards Board ("GASB") is the accepted standard setting body for establishing governmental accounting and financial reporting principles.

1. Reporting Entity

University of Texas-University Charter School is chartered by the State Board of Education and accredited by the Texas Education Agency. The school operates within Continuing and Innovative Education at the University of Texas at Austin (UT). UT is accredited with the Southern Association of Colleges and Schools. Courses are developed to the Texas Essential Knowledge and Skills (TEKS) objectives and are TEKS compliant. The School's administrators and staff are degreed and certified for the positions to which they are assigned.

As approved in the charter application, the Superintendent oversees all day to day operations of the University of Texas-University Charter School. The Superintendent reports to the Interim Executive Director of Continuing and Innovative Education (CIE), who reports within the Office of the Executive Vice-President and Provost of The University. The Provost reports to the President of the University, who is ultimately responsible to the Chancellor and UT System Board of Regents. The UT System Board of Regents is appointed by the Governor and confirmed by the State Senate. This reporting structure effectively outlines the governing body of the School with the Interim Executive Director, Provost, and the Board of Regents retaining final oversight. On a monthly basis, an advisory board works to ensure effective management of the School. Community members, students, parents, treatment facility staff, and additional UT members are asked to attend meetings as appropriate. The School provides K-12 educational services to students in residential treatment and special program facilities. By providing individualized education at students' location and at a time tailored to specific need, individuals can continue their education while in residence. Many students returning to public school find success because of the support and flexibility of the School's instructional model.

2. Basis of Presentation, Basis of Accounting

a. Basis of Presentation

Government-wide Financial Statements: The statement of net assets and the statement of activities include the financial activities of the overall government. Governmental activities generally are financed through intergovernmental revenues, and other nonexchange transactions.

The statement of activities presents a comparison between direct expenses and program revenues for each function of the School's governmental activities. Direct expenses are those that are specifically associated with a program or function and, therefore, are clearly identifiable to a particular function. The School does not allocate indirect expenses in the statement of activities. Program revenues include grants and contributions that are restricted to meeting the operational or capital requirements of a particular program. Revenues that are not classified as program revenues are presented as general revenues.

Fund Financial Statements: The fund financial statements provide information about the School's funds, with separate statements presented for each fund category. The emphasis of fund financial statements is on major governmental funds, each displayed in a separate column. All remaining governmental funds are aggregated and reported as nonmajor funds.

The School reports the following major governmental funds:

General Fund: This is the School's primary operating fund. It accounts for all financial resources of the School except those required to be accounted for in another fund.

UNIVERSITY OF TEXAS-UNIVERSITY CHARTER SCHOOL

NOTES TO THE FINANCIAL STATEMENTS

FOR THE YEAR ENDED AUGUST 31, 2013

b. Measurement Focus, Basis of Accounting

Government-wide Financial Statements: These financial statements are reported using the economic resources measurement focus. They are reported using the accrual basis of accounting. Revenues are recorded when earned and expenses are recorded at the time liabilities are incurred, regardless of when the related cash flows take place. Nonexchange transactions, in which the School gives (or receives) value without directly receiving (or giving) equal value in exchange, include grants, entitlements, and donations. On an accrual basis, revenue from grants, entitlements, and donations is recognized in the fiscal year in which all eligibility requirements have been satisfied.

Governmental Fund Financial Statements: Governmental funds are reported using the current financial resources measurement focus and the modified accrual basis of accounting. Under this method, revenues are recognized when measurable and available. The School considers all revenues reported in the governmental funds to be available. Revenues received from the State are recognized under the susceptible-to-accrual concept. Miscellaneous revenues are recorded as revenue when received in cash because they are generally not measurable until actually received. Expenditures are recorded when the related fund liability is incurred, General capital asset acquisitions are reported as expenditures in governmental funds.

When the School incurs an expenditure or expense for which both restricted and unrestricted resources may be used, it is the School's policy to use restricted resources first, then unrestricted resources.

3. Financial Statement Amounts

a. Capital Assets

Purchased capital assets are reported at cost or estimated historical cost. The cost of normal maintenance and repairs that do not add to the value of the asset or materially extend assets' lives are not capitalized. A capitalization threshold of \$5,000 is used.

Capital assets are being depreciated using the straight-line method over the following estimated useful lives:

<u>Asset Class</u>	<u>Estimated Useful Lives</u>
Vehicles	2-15
Computer Equipment	3-15

b. Receivable and Payable Balances

The School believes that sufficient detail of receivable and payable balances is provided in the financial statements to avoid the obscuring of significant components by aggregation. Therefore, no disclosure is provided which disaggregates those balances.

There are no significant receivables which are not scheduled for collection within one year of year end.

c. Use of Estimates

The preparation of financial statements in conformity with GAAP requires the use of management's estimates.

d. Data Control Codes

Data Control Codes appear in the rows and above the columns of certain financial statements. The TEA requires the display of these codes in the financial statements filed with TEA in order to insure accuracy in building a statewide database for policy development and funding plans.

UNIVERSITY OF TEXAS-UNIVERSITY CHARTER SCHOOL

NOTES TO THE FINANCIAL STATEMENTS

FOR THE YEAR ENDED AUGUST 31, 2013

e. Fund Balances - Governmental Funds

Fund balances of the governmental funds are classified as follows:

Nonspendable Fund Balance - represents amounts that cannot be spent because they are either not in spendable form (such as inventory or prepaid insurance) or legally required to remain intact (such as notes receivable or principal of a permanent fund).

Restricted Fund Balance - represents amounts that are constrained by external parties, constitutional provisions or enabling legislation.

Committed Fund Balance - represents amounts that can only be used for a specific purpose because of a formal action by the District's governing board. Committed amounts cannot be used for any other purpose unless the governing board removes those constraints by taking the same type of formal action. Committed fund balance amounts may be used for other purposes with appropriate due process by the governing board. Commitments are typically done through adoption and amendment of the budget. Committed fund balance amounts differ from restricted balances in that the constraints on their use do not come from outside parties, constitutional provisions, or enabling legislation.

Assigned Fund Balance - represents amounts which the District intends to use for a specific purpose, but that do not meet the criteria to be classified as restricted or committed. Intent may be stipulated by the governing board or by an official or body to which the governing board delegates the authority. Specific amounts that are not restricted or committed in a special revenue, capital projects, debt service or permanent fund are assigned for purposes in accordance with the nature of their fund type or the fund's primary purpose. Assignments within the general fund conveys that the intended use of those amounts is for a specific purpose that is narrower than the general purposes of the District itself.

Unassigned Fund Balance - represents amounts which are unconstrained in that they may be spent for any purpose. Only the general fund reports a positive unassigned fund balance. Other governmental funds might report a negative balance in this classification because of overspending for specific purposes for which amounts had been restricted, committed or assigned.

When an expenditure is incurred for a purpose for which both restricted and unrestricted fund balance is available, the District considers restricted funds to have been spent first. When an expenditure is incurred for which committed, assigned, or unassigned fund balances are available, the District considers amounts to have been spent first out of committed funds, then assigned funds, and finally unassigned funds.

B. Deposits and Investments

The School's funds are required to be deposited and invested under the terms of a depository contract. The depository bank deposits for safekeeping and trust with the School's agent bank approved pledged securities in an amount sufficient to protect School funds on a day-to-day basis during the period of the contract. The pledge of approved securities is waived only to the extent of the depository bank's dollar amount of Federal Deposit Insurance Corporation ("FDIC") insurance. The School's funds are maintained by UT.

On a monthly basis, UT provides the School with a statement of account showing all fund activities for the month and ending monthly balances which is then reconciled to the accounts of the School. Such deposits are insured or collateralized with securities held by The University of Texas at Austin in UT's name. The School does not maintain investments of any kind since funds available are retained by UT, therefore, no interest accrues to the School.

UNIVERSITY OF TEXAS-UNIVERSITY CHARTER SCHOOL

NOTES TO THE FINANCIAL STATEMENTS

FOR THE YEAR ENDED AUGUST 31, 2013

C. Capital Assets

Capital asset activity for the year ended August 31, 2013, was as follows:

	Beginning Balances	Increases	Decreases	Ending Balances
Governmental activities:				
<i>Capital assets being depreciated:</i>				
Furniture and Equipment	\$ 19,549	\$ --	\$ --	\$ 19,549
Vehicles	21,597	--	--	21,597
Total capital assets being depreciated	41,146	--	--	41,146
Less accumulated depreciation for:				
Furniture and Equipment	(19,549)	--	--	(19,549)
Vehicles	(21,597)	--	--	(21,597)
Total accumulated depreciation	(41,146)	--	--	(41,146)
Total capital assets being depreciated, net	--	--	--	--
Governmental activities capital assets, net	\$ --	\$ --	\$ --	\$ --

D. Interfund Balances and Activities

1. Due To and From Other Funds

Balances due to and due from other funds at August 31, 2013, consisted of the following:

Due To Fund	Due From Fund	Amount	Purpose
None	None	\$ --	Not Applicable

E. Commitments Under Noncapitalized Leases

Commitments under operating (noncapitalized) lease agreements for office facilities provide for minimum future rental payments as of August 31, 2013, as follows:

Year Ending August 31,	Base Rent	Estimate of Operating Expenses	Total
2014	\$ 171,686	\$ 122,122	\$ 293,808
2015	179,317	122,122	301,439
2016	186,947	122,122	309,069
2017	194,578	122,122	316,700
2018	33,701	20,354	54,055
Total Minimum Rentals	\$ 766,229	\$ 508,842	\$ 1,275,071

F. Pension Plan

1. Plan Description

All employees of the School employed for one-half or more of the standard work load and who are not exempt from membership under the Texas Constitution and Texas Government Code, Title 8, Subtitle C, Section 822.002, participate in the Teacher Retirement System of Texas (TRS). It is a cost-sharing defined benefit pension plan with all risks and costs provided by the School. All School employees, except those employed for less than one-half the standard work load and who are not exempt by law, are required to participate in TRS as a condition of employment. Benefits are established by state statute and vary based on age at retirement along with number of years of state service.

By statute, covered employees must contribute 6.4 percent of their salary to the plan and the School contributes an amount equal to 6.0 percent times the aggregate annual compensation during the fiscal year .

UNIVERSITY OF TEXAS-UNIVERSITY CHARTER SCHOOL

NOTES TO THE FINANCIAL STATEMENTS

FOR THE YEAR ENDED AUGUST 31, 2013

2. Postemployment Health Care and Life Insurance Benefits (OPEB)

OPEB are provided to the System's retirees under the U.T. System Employee Group Insurance Program (EGIP). The EGIP is a single-employer defined benefit OPEB plan. The authority under which the obligations of the plan members and the System are established and may be amended is Chapter 1601, Texas Insurance Code.

The System and member contribution rates are determined annually by the System based on the recommendations of the OEB staff and consulting actuary. The contribution rates are determined based on the benefit and administrative costs expected to be incurred and (i) the funds appropriated and (ii) the funding policy established by the Texas Legislature in connection with benefits provided through the EGIP. The System revises benefits when necessary to match expected benefit and administrative costs with available revenue. The plan is operated on a pay-as-you-go basis.

For the year ended August 31, 2013 UT - UCS paid some \$108 thousand under this plan relating to 15 retirees.

The details of the System's participation are reflected in its annual report dated December 20, 2012.

G. Health Care Coverage

UT provides health care benefits to all School employees who meet UT employment qualifications and requirements. Contributions are required for coverage of dependents. During the year, UT deducted amounts from the School's cash accounts to cover their portion of health care coverage.

H. Commitments and Contingencies

1. Contingencies

The School participates in grant programs which are governed by various rules and regulations of the grantor agencies. Costs charged to the respective grant programs are subject to audit and adjustment by the grantor agencies; therefore, to the extent that the School has not complied with the rules and regulations governing the grants, refunds of any money received may be required and the collectibility of any related receivable may be impaired. In the opinion of the School, there are no significant contingent liabilities relating to compliance with the rules and regulations governing the respective grants; therefore, no provision has been recorded in the accompanying basic financial statements for such contingencies.

The State Auditor's Office forwarded an anonymous submission to the Texas Education Agency (TEA) that in part addresses concerns about UT-UCS. The TEA then forwarded the submission to the UT Office of Internal Audits. This issue relates to the amounts detailed in Note I of these financial statements. At question was whether these costs are in compliance with subchapter D and E of TEC, Chapter 12. On April 21, 2011, the UT Office of Internal Audits submitted a letter to TEA stating they did not find any evidence to support the allegation that the charter school funds were misused. On August 18, 2011, TEA notified UT Office of Internal Audits that an investigation will be conducted by TEA's financial audits staff. In October 2012, UT-UCS administration contacted TEA's financial audit division to inquire about the start date of the investigation. TEA did not communicate a start date but indicated that the investigation remains open.

2. Litigation

No reportable litigation was pending against the School at August 31, 2013.

UNIVERSITY OF TEXAS-UNIVERSITY CHARTER SCHOOL

NOTES TO THE FINANCIAL STATEMENTS

FOR THE YEAR ENDED AUGUST 31, 2013

I. Related Party Transactions

The School operates within Continuing and Innovative Education as detailed in Note A1; therefore, the School has several transactions within UT. In addition to payroll and supplies processed or purchased through UT, significant financial transactions include the following:

Allocation to Continuing and Innovative Education	\$	971,335
Administrative Services Charge to UT		<u>334,516</u>
Total	\$	<u><u>1,305,851</u></u>

As noted in Note H1 above, an investigation remains open relating to the allowability of these expenditures.

Required Supplementary Information

Required supplementary information includes financial information and disclosures required by the Governmental Accounting Standards Board but not considered a part of the basic financial statements.

UNIVERSITY OF TEXAS-UNIVERSITY CHARTER SCHOOL

EXHIBIT G-1

GENERAL FUND

BUDGETARY COMPARISON SCHEDULE

FOR THE YEAR ENDED AUGUST 31, 2013

Data Control Codes	1			2			3			Variance with Final Budget Positive (Negative)
	Budgeted Amounts						Actual			
	Original			Final						
REVENUES:										
5700	Local and Intermediate Sources	\$	--	\$	--	\$	161,431	\$	161,431	
5800	State Program Revenues		10,729,125		10,729,125		10,769,706		40,581	
5020	Total Revenues		10,729,125		10,729,125		10,931,137		202,012	
EXPENDITURES:										
Current:										
Instruction & Instructional Related Services:										
0011	Instruction		6,320,896		6,551,261		6,505,774		45,487	
0012	Instructional Resources and Media Services		500		500		295		205	
0013	Curriculum and Staff Development		149,284		285,880		279,608		6,272	
	Total Instruction & Instr. Related Services		6,470,680		6,837,641		6,785,677		51,964	
Instructional and School Leadership:										
0021	Instructional Leadership		15,000		40,022		39,645		377	
0023	School Leadership		1,292,187		1,260,563		1,241,774		18,789	
	Total Instructional & School Leadership		1,307,187		1,300,585		1,281,419		19,166	
Support Services - Student (Pupil):										
0031	Guidance, Counseling and Evaluation Services		833,739		614,723		595,466		19,257	
0033	Health Services		1,400		1,400		1,375		25	
0036	Cocurricular/Extracurricular Activities		1,395		2,460		2,459		1	
	Total Support Services - Student (Pupil)		836,534		618,583		599,300		19,283	
Administrative Support Services:										
0041	General Administration		2,302,320		2,165,117		2,115,961		49,156	
	Total Administrative Support Services		2,302,320		2,165,117		2,115,961		49,156	
Support Services - Nonstudent Based:										
0051	Plant Maintenance and Operations		458,000		446,085		444,580		1,505	
0053	Data Processing Services		337,990		344,700		329,869		14,831	
	Total Support Services - Nonstudent Based		795,990		790,785		774,449		16,336	
6030	Total Expenditures		11,712,711		11,712,711		11,556,806		155,905	
1100	Excess (Deficiency) of Revenues Over (Under)									
1100	Expenditures		(983,586)		(983,586)		(625,669)		357,917	
1200	Net Change in Fund Balance		(983,586)		(983,586)		(625,669)		357,917	
0100	Fund Balance - Beginning		3,651,784		3,651,784		3,651,784		--	
3000	Fund Balance - Ending	\$	2,668,198	\$	2,668,198	\$	3,026,115	\$	357,917	

*Combining Statements and Budget Comparisons
as Supplementary Information*

This supplementary information includes financial statements and schedules not required by the Governmental Accounting Standards Board, nor a part of the basic financial statements, but are presented for purposes of additional analysis.

UNIVERSITY OF TEXAS-UNIVERSITY CHARTER SCHOOL

COMBINING BALANCE SHEET

NONMAJOR SPECIAL REVENUE FUNDS

AUGUST 31, 2013

Data Control Codes		211 ESEA Title I Improving Basic Programs	255 ESEA Title II Training & Recruiting
ASSETS:			
1110	Cash and Cash Equivalents	\$ (48,802)	\$ (2,661)
1240	Due from Other Governments	48,802	7,504
1260	Due from Other Funds	--	--
1000	Total Assets	<u> --</u>	<u> 4,843</u>
LIABILITIES:			
Current Liabilities:			
2110	Accounts Payable	\$ --	\$ 4,843
2000	Total Liabilities	<u> --</u>	<u> 4,843</u>
FUND BALANCES:			
Restricted Fund Balances:			
3490	Other Restrictions of Fund Balance	<u> --</u>	<u> --</u>
3000	Total Fund Balances	<u> --</u>	<u> --</u>
4000	Total Liabilities and Fund Balances	<u> --</u>	<u> 4,843</u>

288 Title I Part D Subpart 2	410 State Textbook Fund	499 Various Donors Fund	Total Nonmajor Special Revenue Funds (See Exhibit C-1)
\$ (29,028)	\$ (5,000)	\$ 8,036	\$ (77,455)
29,040	5,000	--	90,346
--	--	--	--
<u>12</u>	<u>--</u>	<u>8,036</u>	<u>12,891</u>
\$ 12	\$ --	\$ --	\$ 4,855
<u>12</u>	<u>--</u>	<u>--</u>	<u>4,855</u>
--	--	8,036	8,036
--	--	8,036	8,036
<u>\$ 12</u>	<u>\$ --</u>	<u>\$ 8,036</u>	<u>\$ 12,891</u>

UNIVERSITY OF TEXAS-UNIVERSITY CHARTER SCHOOL

COMBINING STATEMENT OF REVENUES, EXPENDITURES,
AND CHANGES IN FUND BALANCES
NONMAJOR SPECIAL REVENUE FUNDS
FOR THE YEAR ENDED AUGUST 31, 2013

Data Control Codes	211 ESEA Title I Improving Basic Programs	255 ESEA Title II Training & Recruiting	288 Title I Part D Subpart 2
REVENUES:			
5700 <i>Local and Intermediate Sources</i>	\$ --	\$ --	\$ --
5800 <i>State Program Revenues</i>	--	--	--
5900 <i>Federal Program Revenues</i>	644,816	53,766	442,448
5020 Total Revenues	<u>644,816</u>	<u>53,766</u>	<u>442,448</u>
EXPENDITURES:			
Current:			
0011 <i>Instruction</i>	10,313	36,224	25,427
0013 <i>Curriculum and Staff Development</i>	520,207	17,542	270,460
0021 <i>Instructional Leadership</i>	59,865	--	--
0023 <i>School Leadership</i>	193	--	--
0031 <i>Guidance, Counseling, & Evaluation Services</i>	54,238	--	146,561
6030 Total Expenditures	<u>644,816</u>	<u>53,766</u>	<u>442,448</u>
1100 Excess (Deficiency) of Revenues Over (Under)			
1100 Expenditures	--	--	--
1200 Net Change in Fund Balances	--	--	--
0100 Fund Balances - Beginning	--	--	--
3000 Fund Balances - Ending	<u>\$ --</u>	<u>\$ --</u>	<u>\$ --</u>

404 Student Success Initiative	410 State Textbook Fund	499 Various Donors Fund	Total Nonmajor Special Revenue Funds (See Exhibit C-2)
\$ --	\$ --	\$ 8,380	\$ 8,380
5,646	36,918	--	42,564
--	--	--	1,141,030
<u>5,646</u>	<u>36,918</u>	<u>8,380</u>	<u>1,191,974</u>
5,646	36,918	344	114,872
--	--	--	808,209
--	--	--	59,865
--	--	--	193
--	--	--	200,799
<u>5,646</u>	<u>36,918</u>	<u>344</u>	<u>1,183,938</u>
--	--	8,036	8,036
--	--	8,036	8,036
--	--	--	--
<u>\$ --</u>	<u>\$ --</u>	<u>\$ 8,036</u>	<u>\$ 8,036</u>

UNIVERSITY OF TEXAS-UNIVERSITY CHARTER SCHOOL

EXHIBIT H-3

SPECIAL REVENUE FUND
 BUDGETARY COMPARISON SCHEDULE
 FOR THE YEAR ENDED AUGUST 31, 2013

Data Control Codes	1 <u>Budget</u>	2 <u>Actual</u>	3 Variance Positive (Negative) <u>(Negative)</u>
5700 Local and Intermediate Sources			
Various Donors	7,000	8,380	1,380
5800 State Program Revenues			
Instructional Materials Allotment	50,000	36,918	(13,082)
Student Success Initiative	6,610	5,646	(964)
	<u>56,610</u>	<u>42,564</u>	<u>(14,046)</u>
5900 Federal Program Revenues			
Title I, Part A, Improving Basic Programs	643,081	644,816	1,735
Title I, Part D, Subpart 2, Delinquent Programs	821,238	442,448	(378,790)
IDEA - Part B, Formula	583,569	502,106	(81,463)
Title II Part A - Teacher and Principal Training	96,871	53,766	(43,105)
	<u>2,144,759</u>	<u>1,643,136</u>	<u>(501,623)</u>
5020 Total Revenues	<u>2,208,369</u>	<u>1,694,080</u>	<u>(514,289)</u>
EXPENDITURES:			
Current:			
Instruction & Instructional Related Services:			
11 Instruction	388,538	285,858	102,680
12 Instructional Resources and Media Services	--	--	--
13 Curriculum and Staff Development	1,241,022	1,005,098	235,924
Total Instruction & Instr. Related Services	<u>1,629,560</u>	<u>1,290,956</u>	<u>338,604</u>
Instructional and School Leadership:			
21 Instructional Leadership	60,934	60,265	669
23 School Leadership	499	193	306
Total Instructional & School Leadership	<u>61,433</u>	<u>60,458</u>	<u>975</u>
Support Services - Student (Pupil):			
31 Guidance, Counseling and Evaluation Services	547,929	333,587	214,342
32 Social Work Services	4,250	1,043	3,207
33 Health Services	--	--	--
Total Support Services - Student (Pupil)	<u>552,179</u>	<u>334,630</u>	<u>217,549</u>
Administrative Support Services:			
41 General Administration	--	--	--
Total Administrative Support Services	<u>--</u>	<u>--</u>	<u>--</u>
Support Services - Nonstudent Based:			
53 Data Processing Services	--	--	--
Total Support Services - Nonstudent Based	<u>--</u>	<u>--</u>	<u>--</u>
Ancillary Services:			
61 Community Services	--	--	--
Total Ancillary Services	<u>--</u>	<u>--</u>	<u>--</u>
6030 Total Expenditures	<u>2,243,172</u>	<u>1,686,044</u>	<u>557,128</u>
1100 Excess (Deficiency) of Revenues Over (Under)			
1100 Expenditures	(34,803)	8,036	(26,767)
Other Financing Sources (Uses):			
8911 Transfers Out	--	--	--
7080 Total Other Financing Sources and (Uses)	--	--	--
1200 Net Change in Fund Balances	<u>(34,803)</u>	<u>8,036</u>	<u>(26,767)</u>
0100 Fund Balance - Beginning	--	--	--
3000 Fund Balance - Ending	<u>\$ (34,803)</u>	<u>\$ 8,036</u>	<u>\$ (26,767)</u>

Other Supplementary Information

This section includes financial information and disclosures not required by the Governmental Accounting Standards Board and not considered a part of the basic financial statements. It may, however, include information which is required by other entities.

UNIVERSITY OF TEXAS-UNIVERSITY CHARTER SCHOOL

EXHIBIT J-1

SCHEDULE OF EXPENDITURES BY OBJECT CODE

GENERAL AND SPECIAL REVENUE FUNDS

FOR THE YEAR ENDED AUGUST 31, 2013

<u>Expenditures</u>		<u>General Fund</u>	<u>Special Revenue Fund</u>	<u>Total</u>
6100	Payroll Costs	\$ 9,170,979	\$ 1,223,577	\$ 10,394,556
6200	Professional and Contract Services	566,355	228,593	794,948
6300	Supplies and Materials	248,672	154,704	403,376
6400	Other Operating Costs	1,570,800	64,890	1,635,690
6600	Capital Outlay	--	14,280	14,280
	Total	<u>\$ 11,556,806</u>	<u>\$ 1,686,044</u>	<u>\$ 13,242,850</u>

WEST, DAVIS & COMPANY, LLP

11824 Jollyville Road, Suite 100

Austin, Texas 78759

Independent Auditors' Report on Internal Control over Financial Reporting and
On Compliance and Other Matters Based on an Audit of Financial Statements
Performed In Accordance With Government Auditing Standards

Advisory Board
University of Texas-University Charter School
Austin, Texas

Members of the Advisory Board:

We have audited, in accordance with the auditing standards generally accepted in the United States of America and the standards applicable to financial audits contained in *Government Auditing Standards* issued by the Comptroller General of the United States, the financial statements of the governmental activities, each major fund, and the aggregate remaining fund information of University of Texas-University Charter School, as of and for the year ended August 31, 2013, and the related notes to the financial statements, which collectively comprise University of Texas-University Charter School's basic financial statements, and have issued our report thereon dated January 8, 2014.

Internal Control Over Financial Reporting

In planning and performing our audit of the financial statements, we considered University of Texas-University Charter School's internal control over financial reporting (internal control) to determine the audit procedures that are appropriate in the circumstances for the purpose of expressing our opinions on the financial statements, but not for the purpose of expressing an opinion on the effectiveness of University of Texas-University Charter School's internal control. Accordingly, we do not express an opinion on the effectiveness of University of Texas-University Charter School's internal control.

A *deficiency in internal control* exists when the design or operation of a control does not allow management or employees, in the normal course of performing their assigned functions, to prevent, or detect and correct, misstatements on a timely basis. A *material weakness* is a deficiency, or a combination of deficiencies, in internal control, such that there is a reasonable possibility that a material misstatement of the entity's financial statements will not be prevented, or detected and corrected on a timely basis. A *significant deficiency* is a deficiency, or a combination of deficiencies, in internal control that is less severe than a material weakness, yet important enough to merit attention by those charged with governance.

Our consideration of internal control was for the limited purpose described in the first paragraph of this section and was not designed to identify all deficiencies in internal control that might be material weaknesses or significant deficiencies. Given these limitations, during our audit we did not identify any deficiencies in internal control that we consider to be material weaknesses. However, material weaknesses may exist that have not been identified.

Compliance and Other Matters

As part of obtaining reasonable assurance about whether University of Texas-University Charter School's financial statements are free from material misstatement, we performed tests of its compliance with certain provisions of laws, regulations, contracts, and grant agreements, noncompliance with which could have a direct and material effect on the determination of financial statement amounts. However, providing an opinion on compliance with those provisions was not an objective of our audit, and accordingly, we do not express such an opinion. The results of our tests disclosed no instances of noncompliance or other matters that are required to be reported under *Government Auditing Standards*.

Purpose of this Report

The purpose of this report is solely to describe the scope of our testing of internal control and compliance and the results of that testing, and not to provide an opinion on the effectiveness of the entity's internal control or on compliance. This report is an integral part of an audit performed in accordance with *Government Auditing Standards* in considering the entity's internal control and compliance. Accordingly, this communication is not suitable for any other purpose.

West, Davis & Company

West, Davis & Company, LLP
Austin, TX
January 8, 2014

WEST, DAVIS & COMPANY, LLP

11824 Jollyville Road, Suite 100

Austin, Texas 78759

Independent Auditors' Report on Compliance for Each Major Program and
on Internal Control Over Compliance Required by OMB Circular A-133

Advisory Board
University of Texas-University Charter School
Austin, Texas

Members of the Advisory Board:

Report on Compliance for Each Major Federal Program

We have audited University of Texas-University Charter School's compliance with the types of compliance requirements described in the *OMB Circular A-133 Compliance Supplement* that could have a direct and material effect on each of University of Texas-University Charter School's major federal programs for the year ended August 31, 2013. University of Texas-University Charter School's major federal programs are identified in the summary of auditor's results section of the accompanying schedule of findings and questioned costs.

Management's Responsibility

Management is responsible for compliance with the requirements of laws, regulations, contracts, and grants applicable to its federal programs.

Auditor's Responsibility

Our responsibility is to express an opinion on compliance for each of University of Texas-University Charter School's major federal programs based on our audit of the types of compliance requirements referred to above. We conducted our audit of compliance in accordance with auditing standards generally accepted in the United States of America; the standards applicable to financial audits contained in *Government Auditing Standards*, issued by the Comptroller General of the United States; and OMB Circular A-133, *Audits of States, Local Governments, and Non-Profit Organizations*. Those standards and OMB Circular A-133 require that we plan and perform the audit to obtain reasonable assurance about whether noncompliance with the types of compliance requirements referred to above that could have a direct and material effect on a major federal program occurred. An audit includes examining, on a test basis, evidence about University of Texas-University Charter School's compliance with those requirements and performing such other procedures as we considered necessary in the circumstances.

We believe that our audit provides a reasonable basis for our opinion on compliance for each major federal program. However, our audit does not provide a legal determination of University of Texas-University Charter School's compliance.

Opinion on Each Major Federal Program

In our opinion, University of Texas-University Charter School complied, in all material respects, with the types of compliance requirements referred to above that could have a direct and material effect on each of its major federal programs identified in the summary of auditor's results section of the accompanying schedule of findings and questioned costs for the year ended August 31, 2013.


Report on Internal Control Over Compliance

Management of University of Texas-University Charter School is responsible for establishing and maintaining effective internal control over compliance with the types of compliance requirements referred to above. In planning and performing our audit of compliance, we considered University of Texas-University Charter School's internal control over compliance with the types of requirements that could have a direct and material effect on each major federal program to determine the auditing procedures that are appropriate in the circumstances for the purpose of expressing an opinion on compliance for each major federal program and to test and report on internal control over compliance in accordance with OMB Circular A-133, but not for the purpose of expressing an opinion on the effectiveness of internal control over compliance. Accordingly, we do not express an opinion on the effectiveness of University of Texas-University Charter School's internal control over compliance.

A deficiency in internal control over compliance exists when the design or operation of a control over compliance does not allow management or employees, in the normal course of performing their assigned functions, to prevent, or detect and correct, noncompliance with a type of compliance requirement of a federal program on a timely basis. *A material weakness in internal control over compliance* is a deficiency, or combination of deficiencies, in internal control over compliance, such that there is a reasonable possibility that material noncompliance with a type of compliance requirement of a federal program will not be prevented, or detected and corrected, on a timely basis. *A significant deficiency in internal control over compliance* is a deficiency, or a combination of deficiencies, in internal control over compliance with a type of compliance requirement of a federal program that is less severe than a material weakness in internal control over compliance, yet important enough to merit attention by those charged with governance.

Our consideration of internal control over compliance was for the limited purpose described in the first paragraph of this section and was not designed to identify all deficiencies in internal control over compliance that might be material weaknesses or significant deficiencies. We did not identify any deficiencies in internal control over compliance that we considered to be material weaknesses. However, material weaknesses may exist that have not been identified.

The purpose of this report on internal control over compliance is solely to describe the scope of our testing of internal control over compliance and the results of that testing based on the requirements of OMB Circular A-133. Accordingly, this report is not suitable for any other purpose.

A handwritten signature in black ink that reads "West, Davis & Company". The signature is written in a cursive, flowing style.

West, Davis & Company, LLP
Austin, TX
January 8, 2014

UNIVERSITY OF TEXAS-UNIVERSITY CHARTER SCHOOL
SCHEDULE OF FINDINGS AND QUESTIONED COSTS
FOR THE YEAR ENDED AUGUST 31, 2013

A. Summary of Auditor's Results

1. Financial Statements

Type of auditor's report issued: Unmodified

Internal control over financial reporting:

One or more material weaknesses identified? Yes X No

One or more significant deficiencies identified that are not considered to be material weaknesses? Yes X None Reported

Noncompliance material to financial statements noted? Yes X No

2. Federal Awards

Internal control over major programs:

One or more material weaknesses identified? Yes X No

One or more significant deficiencies identified that are not considered to be material weaknesses? Yes X None Reported

Type of auditor's report issued on compliance for major programs: Unmodified

Any audit findings disclosed that are required to be reported in accordance with section 510(a) of OMB Circular A-133? Yes X No

Identification of major programs:

<u>CFDA Number(s)</u>	<u>Name of Federal Program or Cluster</u>
84.027A	IDEA-B Formula

Dollar threshold used to distinguish between type A and type B programs: \$300,000

Auditee qualified as low-risk auditee? X Yes No

B. Financial Statement Findings

NONE

C. Federal Award Findings and Questioned Costs

NONE

UNIVERSITY OF TEXAS-UNIVERSITY CHARTER SCHOOL
 SCHEDULE OF EXPENDITURES OF FEDERAL AWARDS
 FOR THE YEAR ENDED AUGUST 31, 2013

EXHIBIT K-1

(1)	(2)	(2A)	(3)
Federal Grantor/ Pass-Through Grantor/ Program Title	Federal CFDA Number	Pass-Through Entity Identifying Number	Federal Expenditures
U. S. DEPARTMENT OF EDUCATION			
Passed Through State Department of Education:			
<i>ESEA Title I Part A - Improving Basic Programs *</i>	84.010A	13610101227806	\$ 644,816
<i>Title I, Part D, Subpart 2 *</i>	84.010A	13610103227806	442,448
Total CFDA Number 84.010A			<u>1,087,264</u>
 <i>IDEA - B Formula *</i>	 84.027A	 136600012278066000	 502,106
Total CFDA Number 84.027A			<u>502,106</u>
 <i>ESEA Title II Part A - Teacher & Principal Training & Recruiting</i>	 84.367A	 13694501227806	 53,766
Total CFDA Number 84.367A			<u>53,766</u>
Total Passed Through State Department of Education			<u>1,643,136</u>
Total U. S. Department of Education			<u>1,643,136</u>
TOTAL EXPENDITURES OF FEDERAL AWARDS			\$ <u>1,643,136</u>

* Indicates clustered program under OMB Circular A-133 Compliance Supplement

The accompanying notes are an integral part of this schedule.

UNIVERSITY OF TEXAS-UNIVERSITY CHARTER SCHOOL
NOTES TO THE SCHEDULE OF EXPENDITURES OF FEDERAL AWARDS
FOR THE YEAR ENDED AUGUST 31, 2013

Basis of Presentation

The accompanying schedule of expenditures of federal awards includes the federal grant activity of University of Texas-University Charter School and is presented on the modified accrual basis of accounting. The information in this schedule is presented in accordance with the requirements of OMB Circular A-133, *Audits of States, Local Governments, and Non-Profit Organizations*. Therefore, some amounts presented in this schedule may differ from amounts presented in, or used in the preparation of, the general purpose financial statements.